

Flora & Fauna


Recreation

Farming and Foods

Geographical Features

Fill in the four quadrants of this diagram with facts about life along the Nile.

In the spaces provided, give facts about the relationships between pyramids and pharaohs, between pharaohs and mummies, and between mummies and pyramids.



Handwriting practice lines consisting of horizontal lines on both sides of the diagram and below it, intended for students to write their answers.

MERCHANT



MESSENGER



QUARRY AND MINING

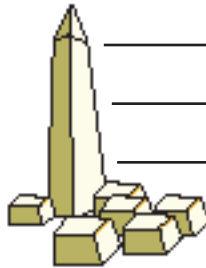


In this diagram, you see various people and places. In the spaces provided, explain how the Nile could be useful to each of them, especially in relation to one another.

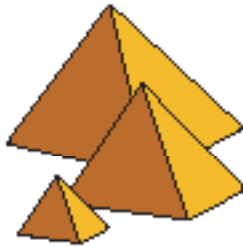
EGYPTIAN ARMY



TEMPLE CONSTRUCTION



PYRAMIDS CONSTRUCTION



FARMER AND FAMILY



PHARAOH'S PALACE AT THEBES



In the space beside each god or goddess, write down how one or more of the Ten Plagues was a judgment on him or her. Be as specific as you can!



Re (Ra), god of the sun

Isis, goddess of magic and healing





Hathor, goddess represented by the cow

Osiris, god of crops





Ptah, creator-god represented by the Apis bull

Hapi, god of the Nile





Horus, first divine Pharaoh

Khnum, creator-god of the Nile, represented by the ram





Thoth, god of magic

Heget, goddess of fertility, represented by the frog



Compare and contrast the Egyptian idols and God, using facts from your reading.

