


Primer

This book belongs to:

ACTIVITY BOOK MINI-UNIT 1



Make a Creation Book

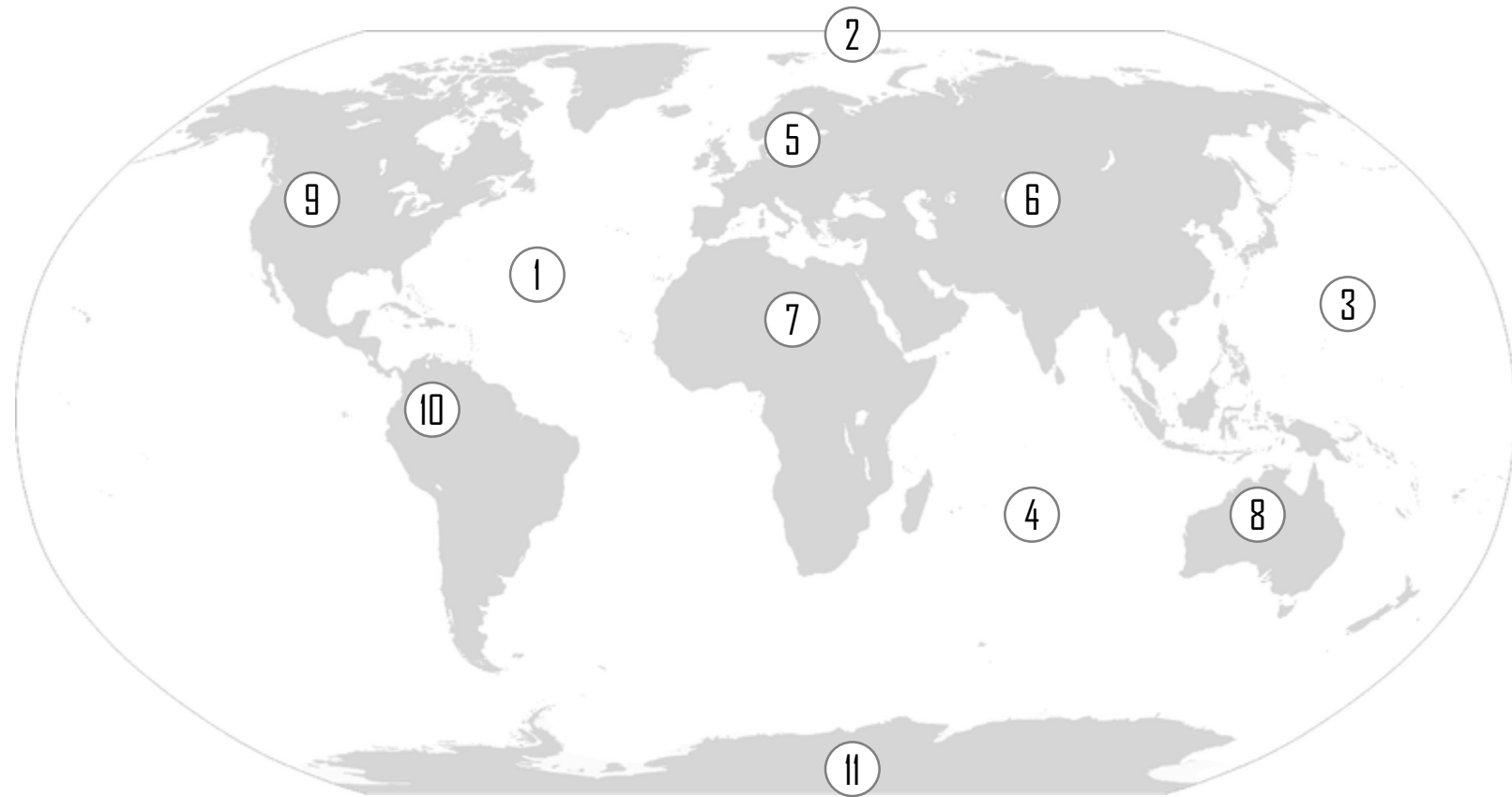


Creation Book: Color pictures of what God created (or draw your own on the reverse side). When finished, cut and paste the pictures onto paper plates. Leave the 7th plate empty or write “Rest.” Punch holes in the paper plates and connect them together to make a Creation Book. NOTE: You do not have to do this twice. Choose to either color or draw. (Handbook p. 25)

Draw your own Creation Book

Creation Book: Draw pictures of what God created. When finished, cut and paste the pictures onto paper plates. Leave the 7th plate empty or write “Rest.” Punch holes in the paper plates and connect them together to make a Creation Book.
NOTE: You do not have to do this twice. Choose to either color or draw. (Handbook p. 25)

Color the Oceans and Continents



1 Atlantic Ocean

3 Pacific Ocean

5 Europe

7 Africa

9 North America

11 Antarctica

2 Arctic Ocean


4 Indian Ocean

6 Asia

8 Australia







10 South America

Oceans and Continents: Color the location of the oceans and the continents. The oceans are general areas of water, so don't worry about being too precise. Ask your teacher to explain to how continents move over time and how the pieces may have fit more closely together previously.



Adam and Eve: They were the first man and woman, and they were created to rule the world as God's stewards. They wanted to be like God, so they disobeyed God and had to leave the Garden of Eden. Color the picture.

Two by Two – Match the Animals




Match the Animals: God commanded two of every kind of unclean animal and seven of every kind of clean animal to escape the Flood on Noah's Ark. Draw lines to pair up the animals that belong together so they can get on the Ark.




Noah: He found favor with God and built the Ark according to God's plans. Noah and his family cared for all kinds of animals when God sent the Flood. Color the picture.

Help the dove find the olive branch.



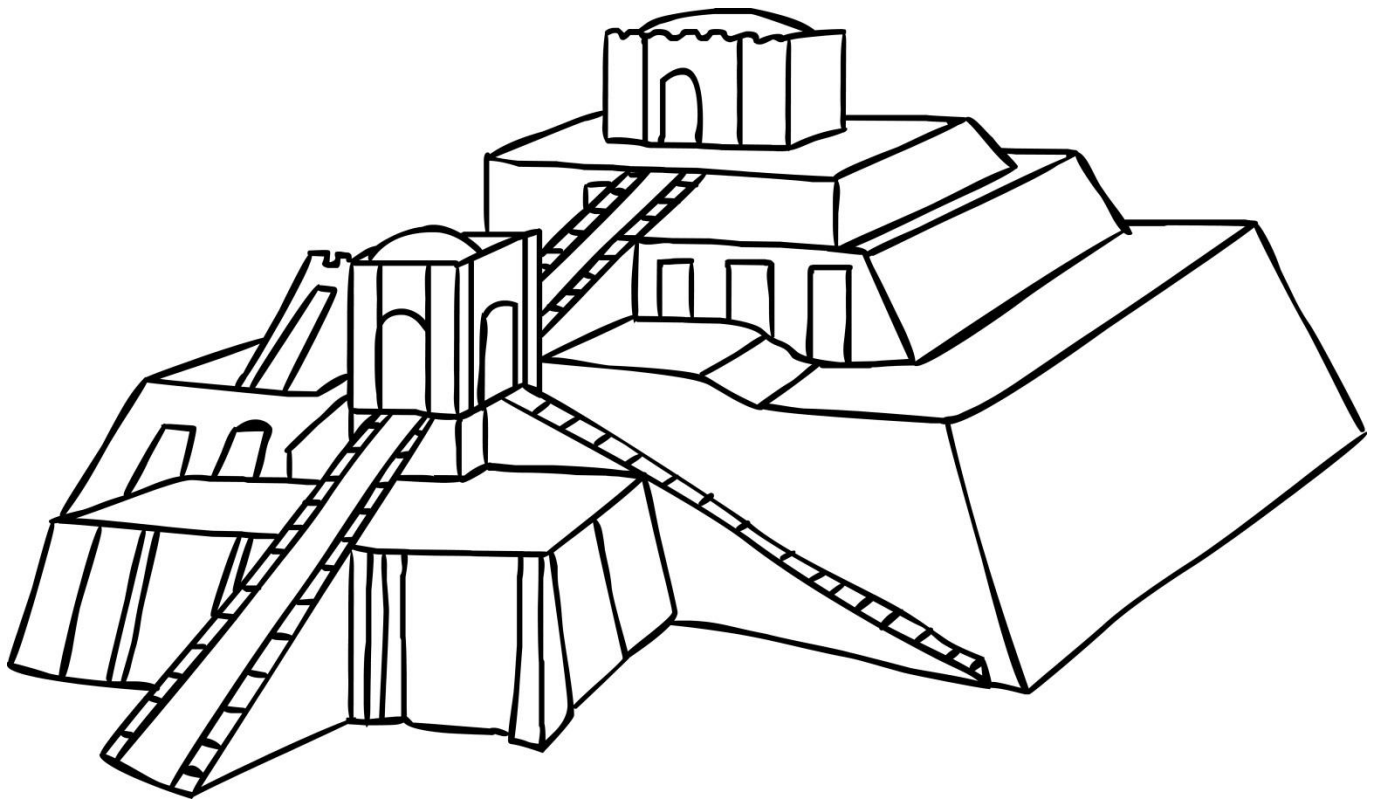


After the Flood: As the floodwaters were going away, Noah did not know when it was safe to leave the Ark. Once the dove brought back a new olive leaf, Noah knew that the world was ready to live in once more. Help Noah's dove find the olive branch.



Shem, Ham, and Japheth: They were Noah's sons, and they helped Noah build the Ark. After the Flood, they helped establish the different nations of the world. Color the picture.

Build the Tower of Babel




Find the next brick: After leaving the Ark, people started to build a tower to make their own names great and to keep from being scattered across the earth. The Tower of Babel was built of mud bricks and was probably a ziggurat. Find the brick that fits next in the tower. Then, color the ziggurat.




Abraham and Sarah: Abram and his wife, Sarai, lived in Ur. God commanded Abram to go to the Promised Land. Abram obeyed, and God made a covenant with him, changing their names to Abraham and Sarah. Color the picture.

Help Set Up Abraham's Camp



Help Abraham and Sarah set up their tent: Abraham and Sarah obeyed God and traveled to the Promised Land, living in a tent with their flocks and herds while waiting for God to keep His promise. Color the pictures, cut them out, and help Abraham and Sarah set up their home.


Help Rebekah reach Isaac.



Help Rebekah get to Isaac: Abraham sent his trusted servant back to his homeland to find a wife for his son Isaac. Help Rebekah find her way through the maze to get to Isaac.




Isaac and Rebekah: Born to Abraham and Sarah when they were very old, Isaac was the child of God's Promise. God used signs to help Abraham's trusted servant find Isaac's wife, Rebekah. Color the picture.



Jacob and Esau: Isaac and Rebekah had twin sons, Esau and Jacob. Jacob tricked Esau out of his birthright and his blessing. Jacob was tricked by his uncle. God blessed Jacob after wrestling with him. Color the picture.

Match the Characters



Match the patriarch: Abraham, Isaac, and Jacob were the patriarchs (ruling fathers) of God's chosen people. Match each patriarch with the other character from his story.





Israel's sons: After wrestling with him, God changed Jacob's name to Israel. Jacob had twelve sons who became the leaders of the twelve tribes of Israel. Color the picture.

Decorate Joseph's Coat



The most special: Jacob gave his favorite son, Joseph, a special coat of many colors. This made his brothers jealous, and they sold him as a slave to traders who were going to Egypt. Color Joseph's coat.

Match objects from the dreams Joseph interpreted.



Joseph's dreams: God gave Joseph the ability to interpret dreams. He dreamed that his family bowed down to him, represented as the sun, moon, and seven stars, and as sheaves of wheat. He interpreted the dreams of the Pharaoh's baker and cupbearer. Finally, he interpreted Pharaoh's dream of the fat and thin cows and corn. Circle the objects from Joseph's dreams, and put a square around objects from Pharaoh's dreams.

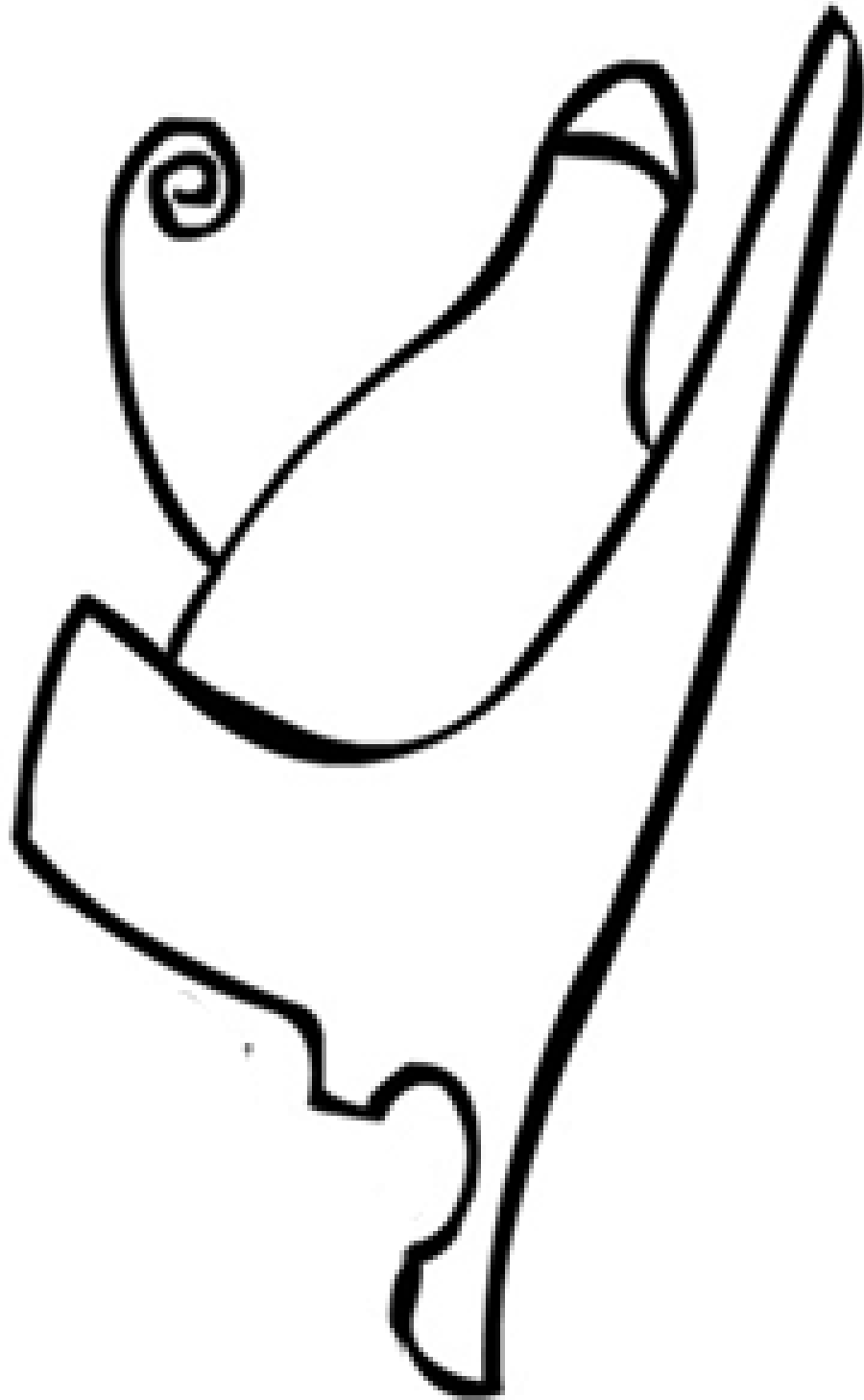


Joseph: One of Jacob's sons, Joseph, was a dreamer and could interpret dreams. His brothers were jealous and sold him into slavery in Egypt. God blessed Joseph and saved Egypt from a famine through him. Color the picture.



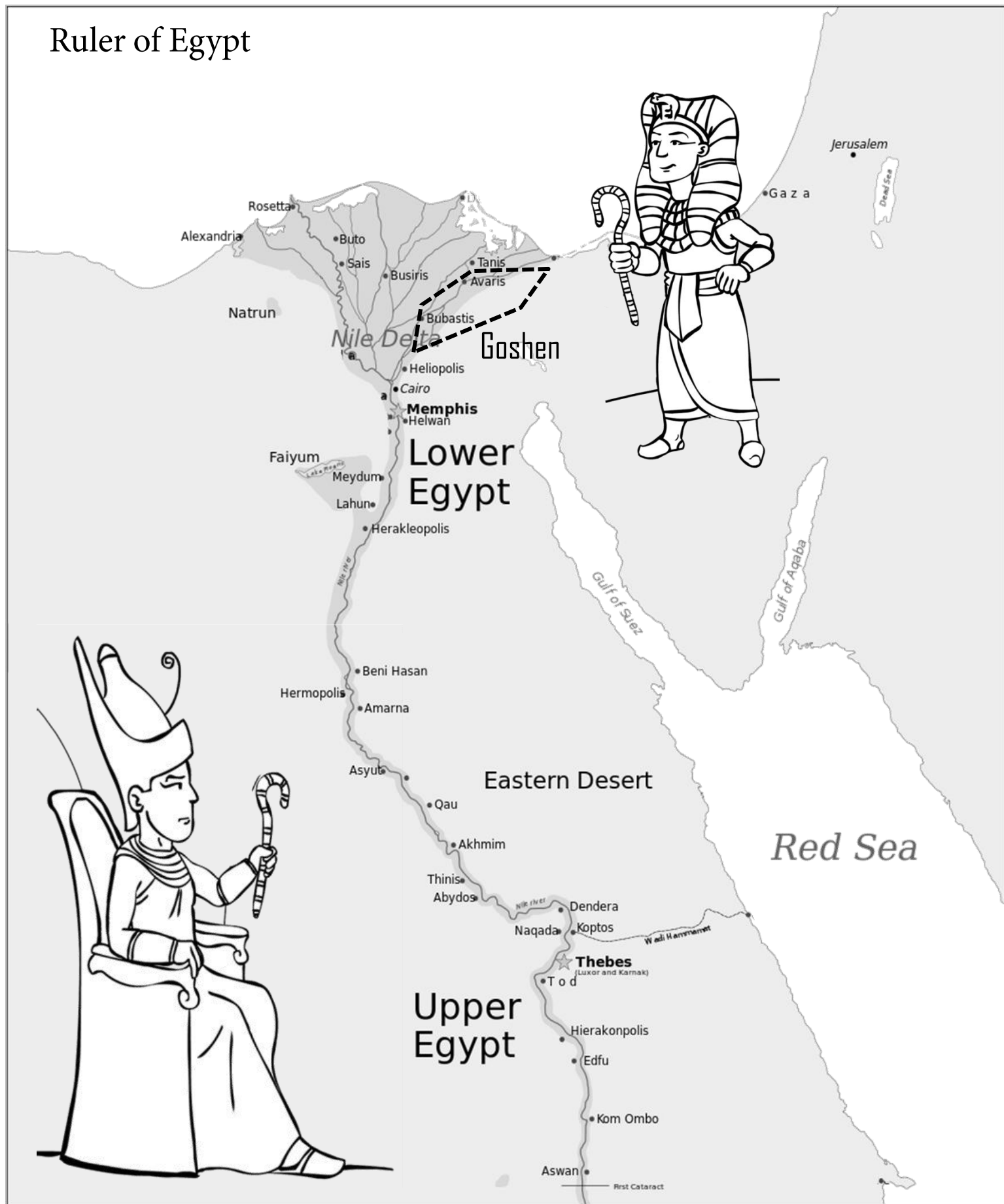
Pharaoh: The ruler of Egypt, Pharaoh was believed by some to be a god. After Egypt was united, the pharaohs ruled both Upper and Lower Egypt. The Bible describes several different pharaohs. Color the picture.

Color Pharaoh's Crown



Decorate Pharaoh's double-crown: After Upper Egypt and Lower Egypt were united, the pharaohs wore the double-crown. The white conical crown represented Upper Egypt, and the red cylindrical crown represented Lower Egypt. Color Pharaoh's crown. Would you use the same colors if it were your crown?


Ruler of Egypt



Explore ancient Egypt, the Gift of the Nile: The Nile River made it easy for Egyptians to grow food, and the desert protected them from their enemies. Joseph became Pharaoh's helper and the ruler of all Egypt. The Israelites settled in Goshen, which was in the eastern part of the Nile Delta. Color the waters blue, the deserts yellow, and Goshen red.



Miriam: As a girl, Miriam helped her baby brother, Moses, escape Pharaoh's order to kill all baby Israelite boys. Later, she left Egypt as part of the Exodus. Color the picture.



Sequence: Cut out the characters we met and put them in order. Can you remember the names and stories of each of the characters?



LAMPSTAND PRESS
KINGSPORT, TN

